

# **KING-GAGE® Marine Systems**

Tank Level and Draft Indicating Systems for the Marine and Offshore Industries

## Purge Control

- Level Sensor for Cargo and Service Tanks or Ship's Draft
- Externally Mounted at the Tank or Remotely
- Pneumatic or Electronic (4-20 mA) Output

Purge Control is a specially engineered air purge regulator. It can be mounted directly adjacent to the tank or remotely. 3/8" air line tubing connects the purge unit to the pipe extending downward in the tank. A supply of compressed air is required for system operation.

The downpipe level sensor is a refined version of a bubbler system using a precision air flow controller. A downpipe is an extremely simple yet effective method of sensing the hydrostatic pressure due to liquid depth. It can be used for tank gauging or ship's draft measurement.

The rugged brass construction is especially suited to the rigors of marine service. Beneath a durable gloss epoxy finish, the machined brass body and housing resists corrosion while affording maximum protection. For explosion hazard areas, an all-pneumatic version of the Purge Control can be used without the need for intrinsic safety provisions.

### Pneumatic or Electronic Output

These pressure-based level transmitter provides output proportional to depth. 780 Purge Control generates a pneumatic 1:1 pressure signal that can be transmitted to a suitable indicator or pressure transducer. 788 D/P Purge Control provides a direct 4-20 mA<sub>dc</sub> electronic output compatible with most receivers or analog I/O devices.



**Model 780  
Purge Control**

## Principles of Operation

Purging a downpipe with compressed air creates a force balance, resulting in pneumatic pressure equal to the hydrostatic pressure due to liquid depth in the tank. The Purge Control works as a constant flow regulator, providing a continuous flow of air (1 cfh) into the downpipe. Pressure is created as liquid is purged from the downpipe.

This pneumatic pressure is the basis for the tank level measurement because it is equal to the hydrostatic (liquid) pressure which is directly proportional to liquid depth. For any increase or decrease of depth, there will also be a corresponding change in the pneumatic pressure.

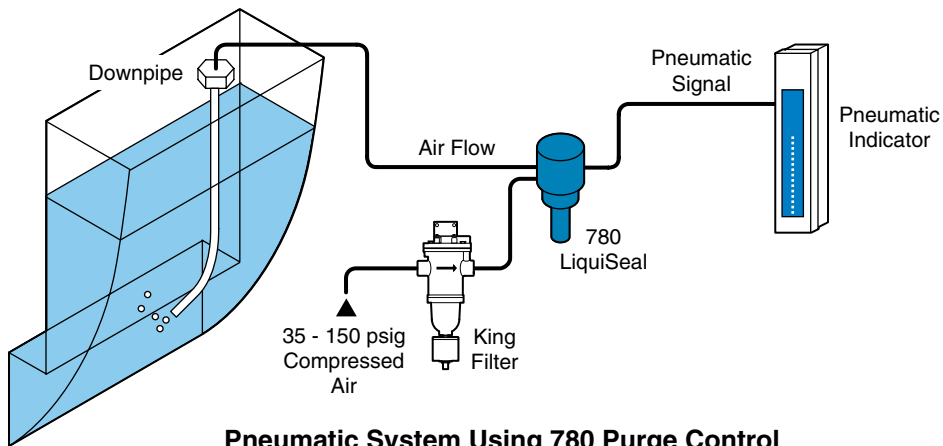
When equilibrium exists (i.e., air pressure = liquid pressure), the continuous flow of air escapes through the open end of the downpipe. This air bubbles up through the liquid hence the reason why this type of level sensing is often termed a "bubbler".

## Gauging System

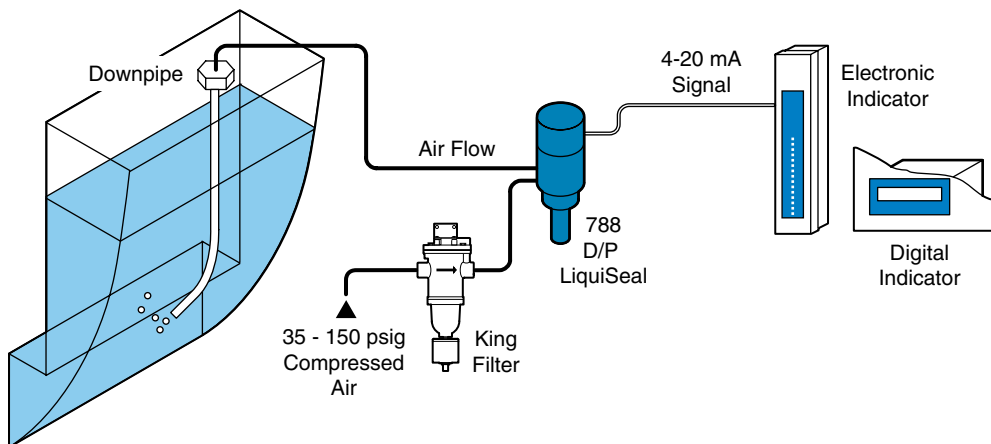
A complete tank gauging system can be configured using pneumatic components or can include electronic transmitters and indicators. Pneumatic sensors and indicators are inherently safe and explosion proof since there are no electrical components involved. A pneumatic system transmits a pressure signal through small bore tubing (typically 1/4" OD) to the pneumatic indicator. The location of the indicator may be up to several hundred feet from the LiquiSeal control.

An electronic system using the D/P LiquiSeal generates a 4-20 mA signal to the indicator. This electronic signal can be transmitted over several thousand feet using twisted pair (2-wire) cable. The indicator can be either an analog column display or digital readout, depending upon preference.

Since the primary element of either system is merely an open-ended pipe, the variety of material selections assures compatibility with tank contents. It may also be readily replaced by the user from any conveniently available source.



**Pneumatic System Using 780 Purge Control**



**Electronic System Using 788 D/P Purge Control**

## Tank Level and Draft Applications

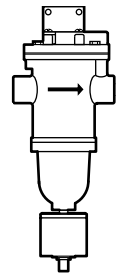
The Purge Control can be used to sense tank levels or measure ship's draft. The output signal (pneumatic or electronic 4-20 mAdc) can be transmitted to KING-GAGE indicators in the engine room, control center or ship's bridge.

### Applications Include:

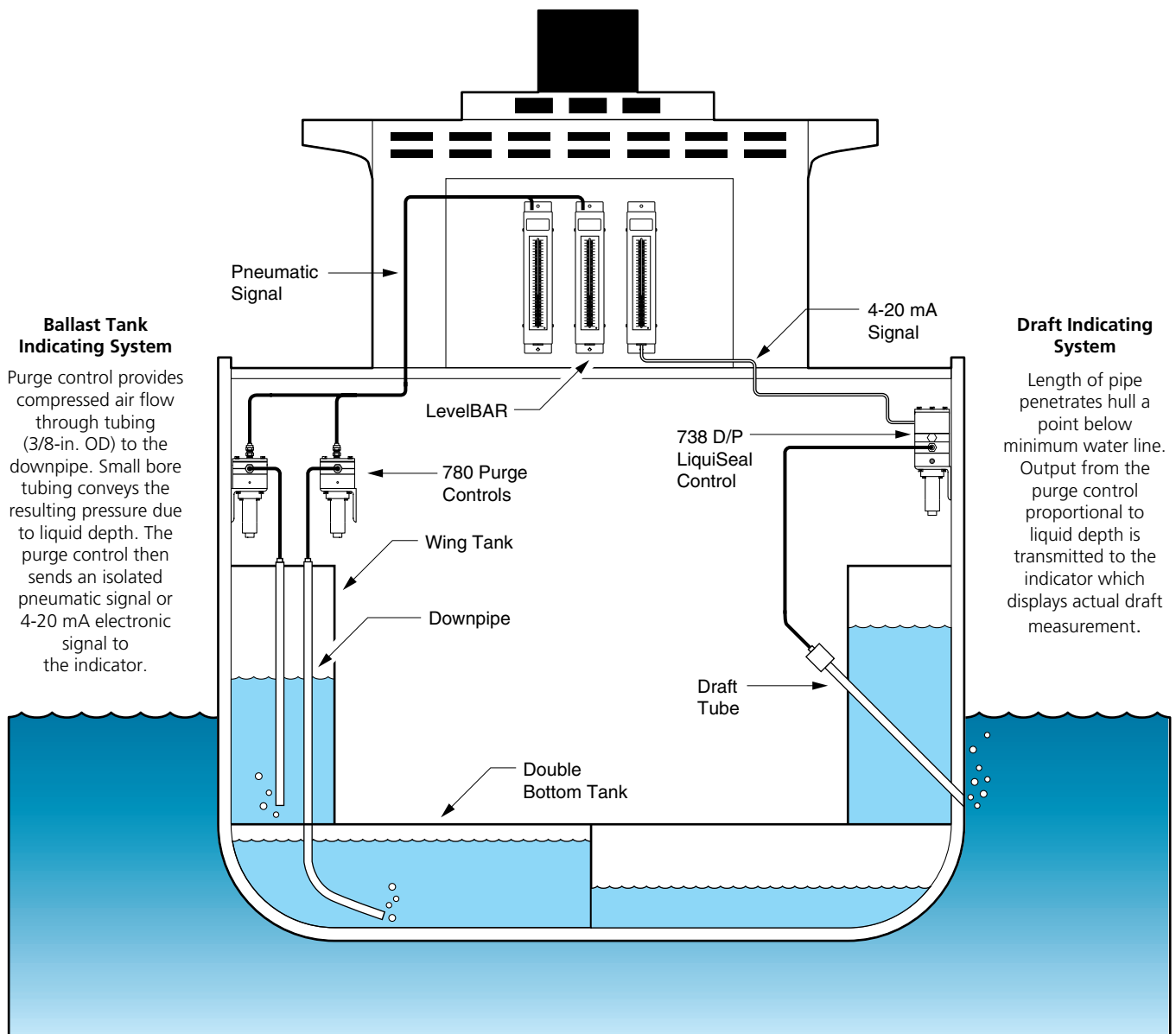
- Ballast water tanks
- Fuel oil tanks
- Day tanks
- Bunker oil tanks
- Liquid cargo tanks

## Compressed Air Requirements

All pneumatic instrumentation requires extremely clean, dry and oil-free compressed air. It must be noted that failure to use adequately filtered compressed air will result in unsatisfactory performance. Use of a compressed air coalescing filter (such as the King Air-Guard or King Air Control Station) upstream in the supply line is expressly recommended.



**Air-Guard  
Coalescing  
Filter**



**Model 780/788 Tank Level and Draft Indicating Systems**

# KING-GAGE® Marine Systems

## Specifications

### 780 Purge Control

Unit incorporates differential air flow regulator with flow control orifice. Fixed differential set to nominal 10 psid.

### 788 D/P LiquiSeal Control

Same as the above model but adds an integral differential pressure (D/P) transmitter converting pneumatic pressure into 4-20 mA dc electronic output. Ranges available: 0-5, -10, -30, -50 psid.

### Flow Rate (Air Purge)

Nominal 1 cfm (cubic feet per hour) at specified differential. Maximum air consumption under 5 cfm.

### Accuracy

780 Purge Control:  $\pm .009$  psi  
 ( $\pm 0.25$ " water)  
 788 D/P Purge Control:  $\pm 0.20\%$  FS

### Temperature Range

0°F to 180°F (ambient)  
 Maximum service limit is interpreted as the maximum ambient temperature at the control. Actual process temperature may be considerably higher since control is not necessarily in direct contact to these conditions.

### Material

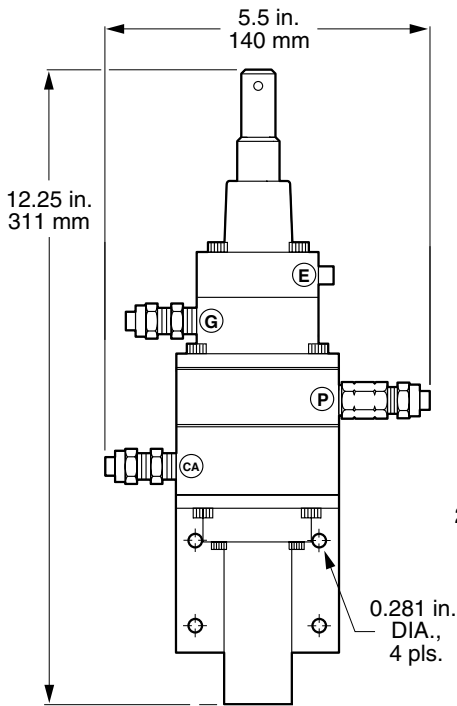
Machined brass body with gloss epoxy finish; integral filter element is aluminum with gloss epoxy finish.

### SafeGard Option (780 Purge Control)

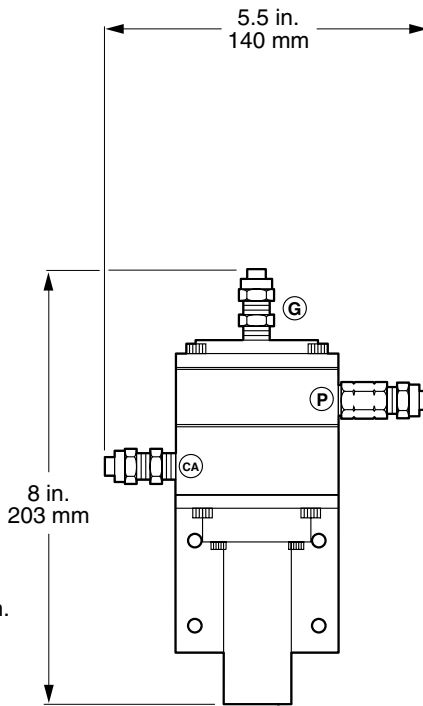
An adjustable pressure-limiting control that permits presetting a maximum value for pressure output from the Purge Control. SafeGard range available as 25" to 650" water or 650" to 1750" water.

### Compressed Air Requirements

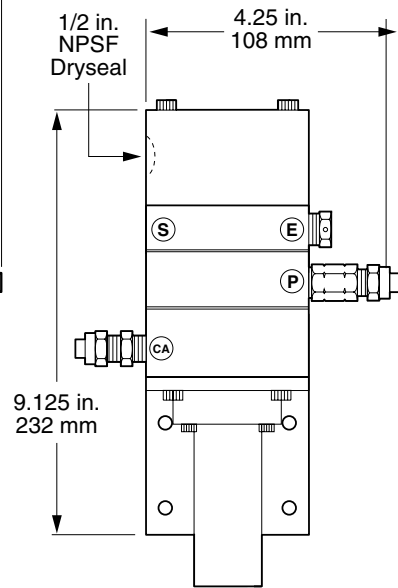
Minimum supply pressure to the Purge Control should be at least 20 psig greater than anticipated maximum liquid head pressure, but not less than 35 psig. Maximum supply pressure 150 psig.



**Model 780 Purge Control with SafeGard**



**Model 780 Purge Control**



**Model 788 D/P Purge Control**



3201 South State St, Ann Arbor, Michigan 48108-1625 U.S.A.  
 PO Box 1228, Ann Arbor, Michigan 48106-1228 U.S.A.  
 Phone: (734) 662-5691 • FAX: (734) 662-6652  
[www.king-gage.com](http://www.king-gage.com)

© KING-GAGE and the KE emblem are registered trademarks of King Engineering Corporation, Ann Arbor, Michigan U.S.A.

All specifications are subject to change without notice.