

HVP Valve Service Kit 6930-12-1

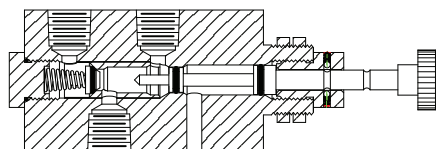
Maintenance procedure for servicing the HVP valve.

Parts List

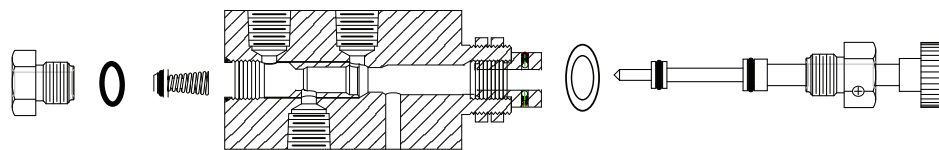
Stem Assembly
Spacer
Poppet Assembly
O-ring (spring retainer seal)

Unthread retaining nut on stem assembly to remove existing part from the HVP valve. (From rear of panel, remove the retaining nut at back of valve body.)

Install replacement parts. Replace O-ring seal on retaining nut.



Internal View - Assembled



Internal View - Disassembled

HVP Valve Service Kit 6930-12-1

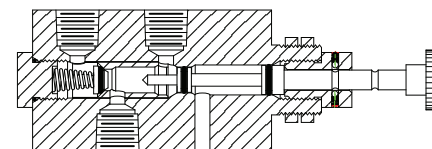
Maintenance procedure for servicing the HVP valve.

Parts List

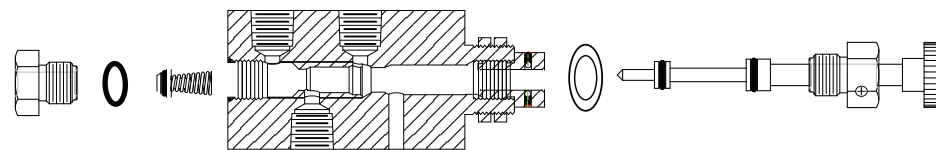
Stem Assembly
Spacer
Poppet Assembly
O-ring (spring retainer seal)

Unthread retaining nut on stem assembly to remove existing part from the HVP valve. (From rear of panel, remove the retaining nut at back of valve body.)

Install replacement parts. Replace O-ring seal on retaining nut.



Internal View - Assembled



Internal View - Disassembled