



DESCRIPTION	PART NO.	QTY.
Diaphragm Assembly	4508-6	1
Flow Control Orifice	4527-2	1
Differential Spring	6927-7	1
Backpressure Diaphragm	4508-7	1
Backpressure Spring	6927-6	1
O-Ring (small)	6495-559	5
Guide Rod	3022-1	2
Replacement Valve Kit	3257-1	1

Service Kit 7334-9

**For Servicing 760-Series,
860-Series Sensor Control and
735-Series LiquiSeal Controls**



3201 South State St, Ann Arbor, Michigan 48108-1625 U.S.A.
PO Box 1228, Ann Arbor, Michigan 48106-1228 U.S.A.
Phone: (734) 662-5691 ■ FAX: (734) 662-6652
www.king-gage.com

AIR CONTROL SECTION REPLACEMENT PARTS

This kit contains replacement parts for servicing the air control section of KING-GAGE control units (applicable models noted). The illustration provided is for reference only - please refer to the detailed K-2000 Service Drawing for complete disassembly/assembly instructions. If you require a copy of the applicable service drawing, contact King Engineering Corporation, Ann Arbor MI U.S.A. When ordering, specify the model number of the control unit to be serviced.



DESCRIPTION	PART NO.	QTY.
Diaphragm Assembly	4508-6	1
Flow Control Orifice	4527-2	1
Differential Spring	6927-7	1
Backpressure Diaphragm	4508-7	1
Backpressure Spring	6927-6	1
O-Ring (small)	6495-559	5
Guide Rod	3022-1	2
Replacement Valve Kit	3257-1	1

Service Kit 7334-9

**For Servicing 760-Series,
860-Series Sensor Control and
735-Series LiquiSeal Controls**

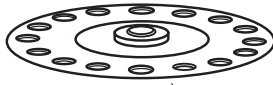


3201 South State St, Ann Arbor, Michigan 48108-1625 U.S.A.
PO Box 1228, Ann Arbor, Michigan 48106-1228 U.S.A.
Phone: (734) 662-5691 ■ FAX: (734) 662-6652
www.king-gage.com

AIR CONTROL SECTION REPLACEMENT PARTS

This kit contains replacement parts for servicing the air control section of KING-GAGE control units (applicable models noted). The illustration provided is for reference only - please refer to the detailed K-2000 Service Drawing for complete disassembly/assembly instructions. If you require a copy of the applicable service drawing, contact King Engineering Corporation, Ann Arbor MI U.S.A. When ordering, specify the model number of the control unit to be serviced.

SERVICE KIT 7334-9

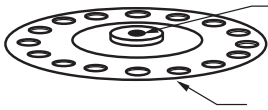
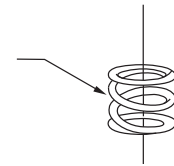


4508-6



4527-2

6927-7



RUBBER
DISC

4508-7

3257-1



Depth
Gage


Replacement Valve Kit

(includes valve wrench, depth gage and instruction sheet)



6495-559

3022-1NP

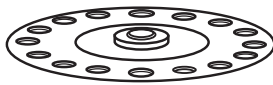


6927-6



SOME CONTROLS MAY NOT REQUIRE AS MANY O-RINGS AS SUPPLIED

SERVICE KIT 7334-9

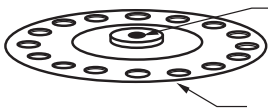
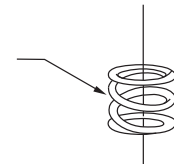


4508-6



4527-2

6927-7



RUBBER
DISC

4508-7

3257-1



Depth
Gage


Replacement Valve Kit

(includes valve wrench, depth gage and instruction sheet)



6495-559

3022-1NP



6927-6



SOME CONTROLS MAY NOT REQUIRE AS MANY O-RINGS AS SUPPLIED