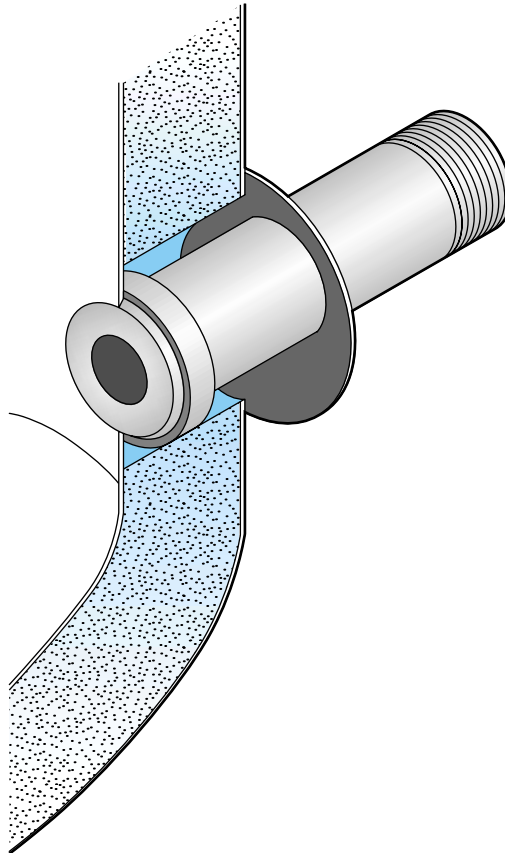


Sensor Mounting Shells and Adaptors



Part Numbers and Applications

Guide to Tank Mounting Shells and Retrofit Adaptor Inserts for use with King-Gage® AcraSensor, AcraSensor II™ and Electronic Liquid Level Sensors

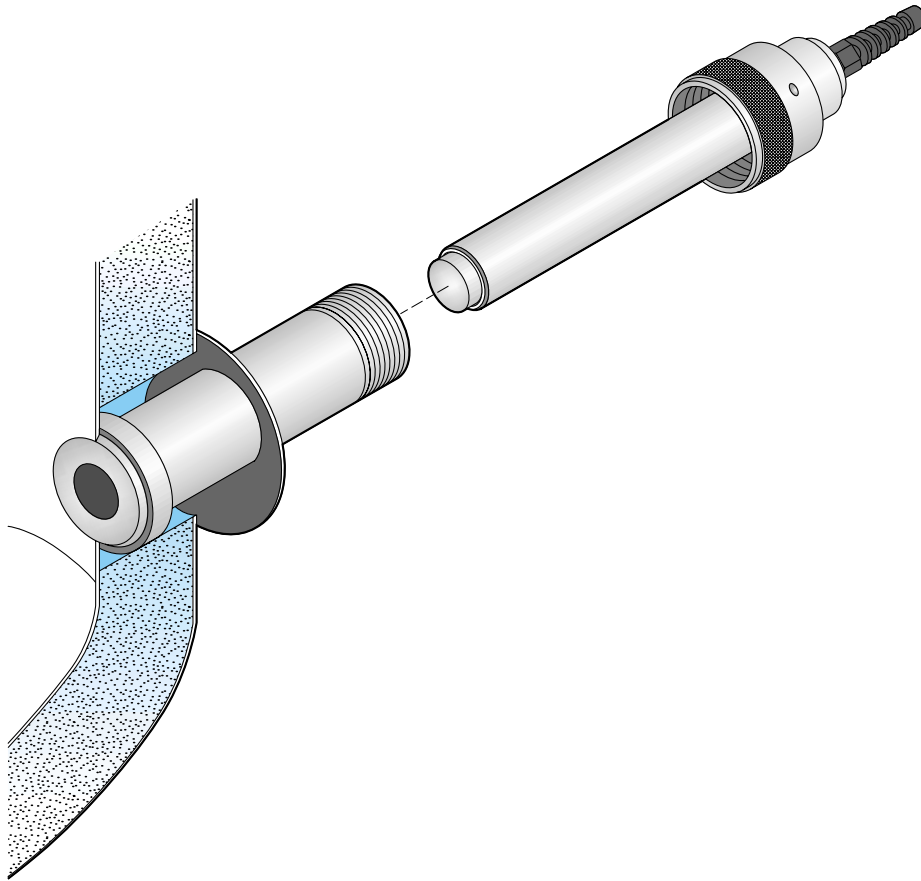
KING-GAGE Mounting Shells/Adaptors:

Flush Weld Tank Shells page 2
2 in. Tri-Clamp Adaptor page 3
2 in. Pipe Mount Adaptor page 4
Flange Mount Adaptor page 4

Flush Mount Conversions:

Cherry Burrell Retrofit Adaptor page 5
Tank-Mate Retrofit Adaptor page 5
Foxboro Retrofit Adaptor page 6
Wizard, Floe, Continental Adaptor page 6
Anderson Instr. Retrofit Adaptor page 7

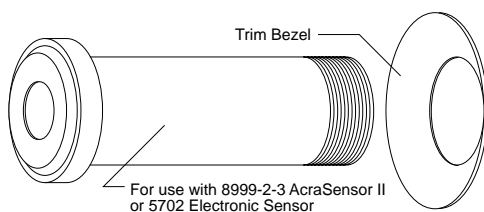
Sensor Mounting Shells and Adaptors



Flush Weld Tank Shells

Receiver for sensor is designed to be flush-welded to the inside tank wall. Provides for flush mounting of sensor in accordance with 3-A Sanitary Standard for CIP (clean-In-Place) installation. Wetted face of shell available in 304 or 316L stainless; all other portions 304 stainless.

Insulated Tank Wall:




Part Number	Wetted Material	Max. Tank Wall	Length
1777	304 stainless steel	4-1/2 in.	6-1/4 in.
1777-6	316L stainless steel		
1777-3	304 stainless steel	6-3/4 in.	8-1/2 in.
1777-7	316L stainless steel		

• Insulated tank shells include trim bezel for outer wall

2 in. Tri-Clamp Adaptor

External mount adaptor mates to Tri-Clover MP-2 in. quick-release sanitary fitting. Adaptor package does not include gasket or clamp assembly. Wetted face of shell available in 304 or 316L stainless steel; all other portions 304 stainless steel.

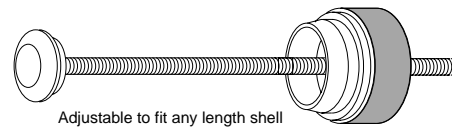
Part Number	Wetted Material	Length
1749-26	304 stainless steel	6-1/4 in.
1749-27	316L stainless steel	



Shell Welding Protector

These shell inserts are used to protect the face of the King shell during the welding and grinding/blending operations.


Part Number	Description
5664-1	Shell Welding Protector



Shell Plug

Used to seal an installed tank shell or adaptor. Permits use of tank prior to sensor installation or when sensor is removed for service.

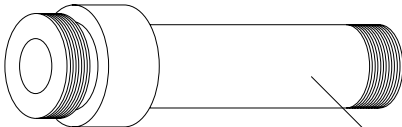
Part Number	Applications
2584-4	King non-insulated shell
2584-3	King insulated shell (4-1/2 in.) King flange-mount shells Tank-Mate adaptor (short) Cherry-Burrell adaptor (short) Cont./Floer/Wizard adaptor Foxboro (short)
2584-6	King insulated shell (6-3/4 in.) Tank-Mate adaptor (long) Cherry-Burrell adaptor (long) Foxboro (long)



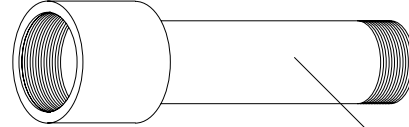
Pipe Mount Adaptor Shells

Mounting adaptor mates to 2 in. NPT pipe thread. Specify whether male (NPT-M) or female (NPT-F) adaptor is required. Available in 304 stainless steel only.

Part Number	Adaptor Thread	Length
5872-1-2	2 in. NPT-M	7-3/4 in.
5872-2-2	2 in. NPT-F	



For use with 8999-2-3 AcraSensor II or 5702 Electronic Sensor

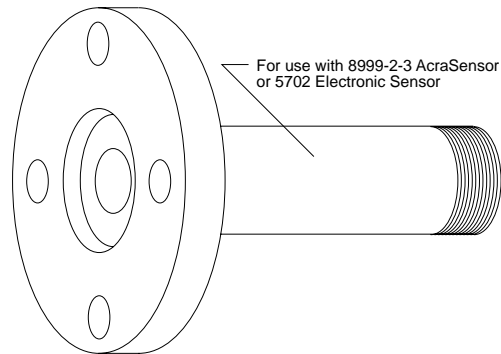


For use with 8999-2-3 AcraSensor II or 5702 Electronic Sensor

Flange Mount Adaptor

Adaptor mates to 150-lb. ANSI flange (2 in., 3 in., or 4 in. sizes available). Adaptor has flat-faced flange in choice of carbon steel, 304 or 316 stainless steel. Gasket and bolt fasteners are not included.

Part Number	Flange Size/ Material	Length
5627-1	2 in.-150 lb./carbon steel	6-1/2 in.
5627-2	2 in.-150 lb./304 stainless steel	
5627-3	2 in.-150 lb./316 stainless steel	
5627-11	3 in.-150 lb./carbon steel	6-1/2 in.
5627-12	3 in.-150 lb./304 stainless steel	
5627-13	3 in.-150 lb./316 stainless steel	
5627-21	4 in.-150 lb./carbon steel	6-1/2 in.
5627-22	4 in.-150 lb./304 stainless steel	
5627-23	4 in.-150 lb./316 stainless steel	

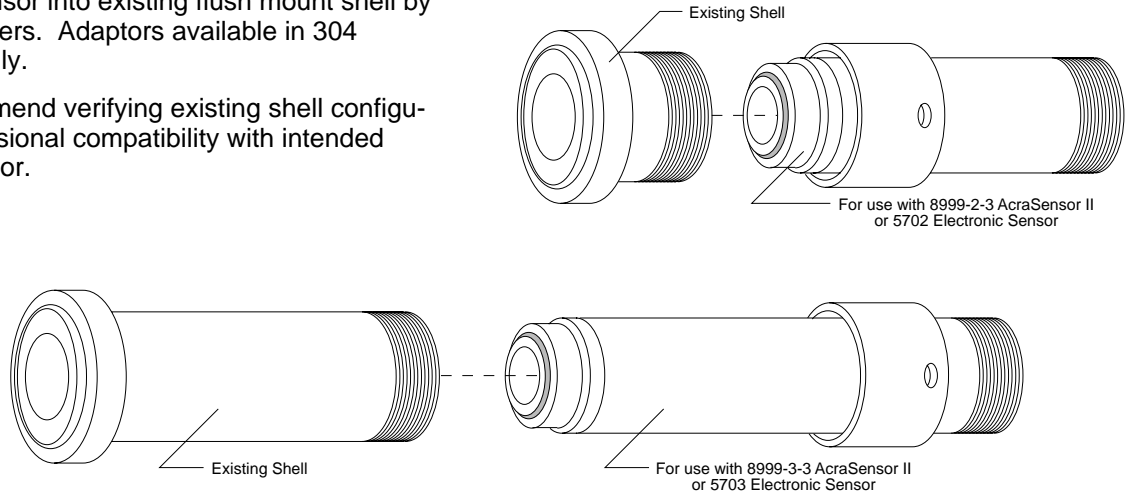


For use with 8999-2-3 AcraSensor II or 5702 Electronic Sensor

Flush Mount Conversion Adaptors

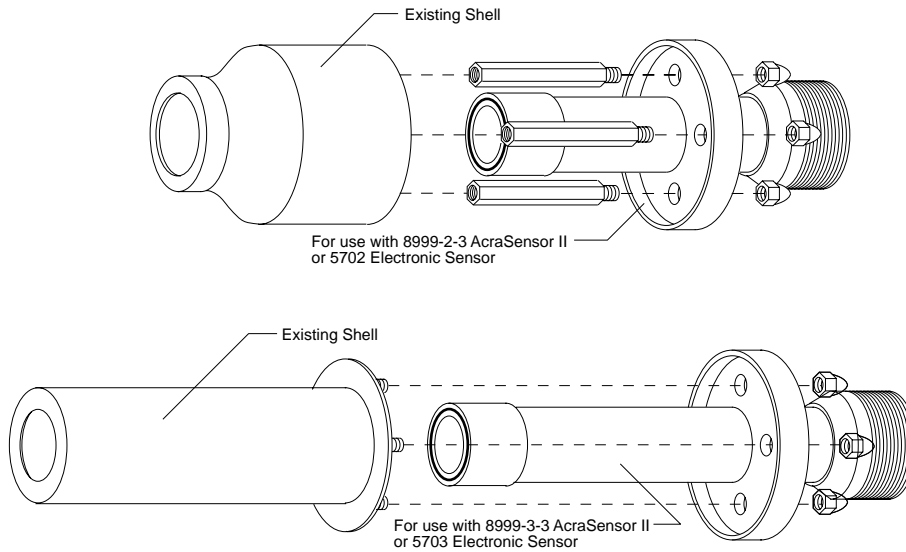
Specially designed adaptor inserts permit retrofit installation of sensor into existing flush mount shell by other manufacturers. Adaptors available in 304 stainless steel only.

Note: We recommend verifying existing shell configurations for dimensional compatibility with intended conversion adaptor.



Cherry-Burrell Conversion Adaptors

Manufacturer	Part Number	Length	Retrofit Application	King Sensor
Cherry-Burrell	5640-1	6-1/4 in.	Short/Non Insulated	Standard
	5640-2	8-1/2 in.	Standard/Insulated	Long

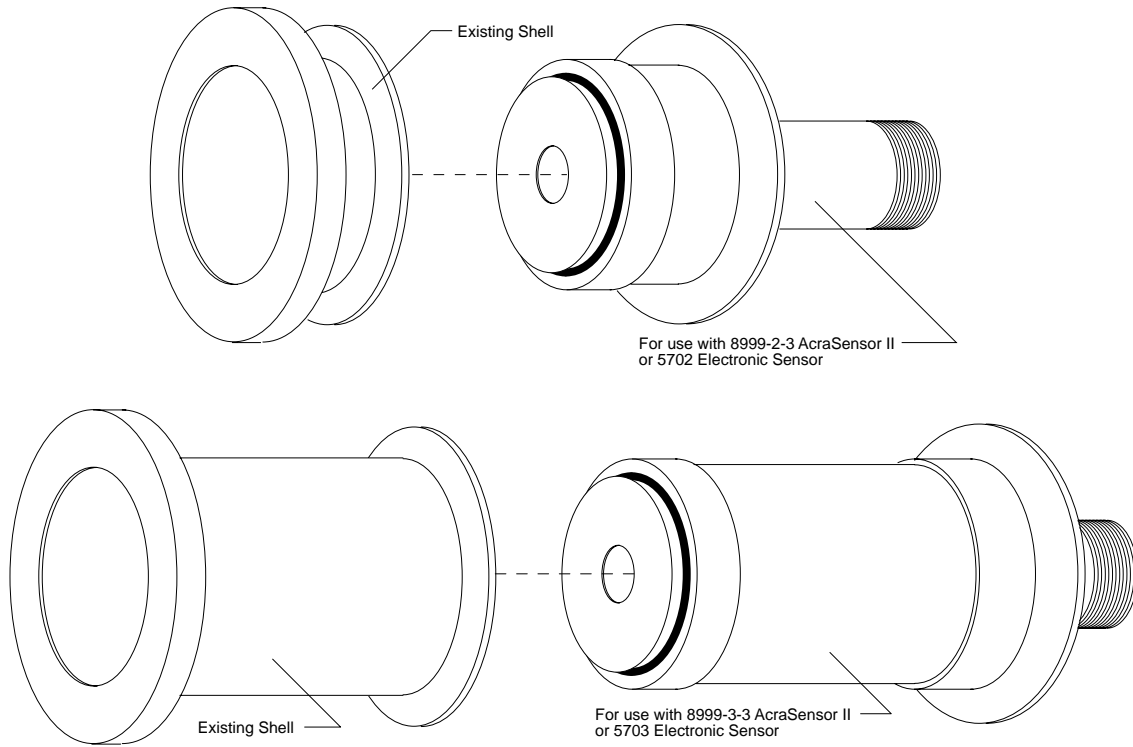


Tank-Mate Conversion Adaptors

Manufacturer	Part Number	Length	Retrofit Application	King Sensor
Tank-Mate	5641-1	6-1/4 in.	Short/Non Insulated	Standard
	5641-2	8-1/2 in.	Standard/Insulated	Long

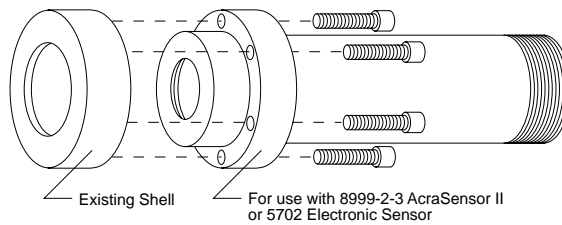
• Includes: Acorn nuts (both) and spacers (5641-1 only)

Flush Mount Conversion Adaptors (continued)



Foxboro Conversion Adaptors

Manufacturer	Part Number	Length	Retrofit Application	King Sensor
Foxboro	5905-1	6-1/4 in.	2 in. extension spud	Standard
	5905-2	8-1/2 in.	6 in. extension spud	Long

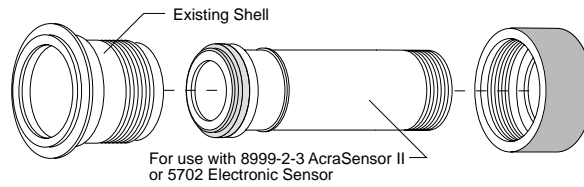
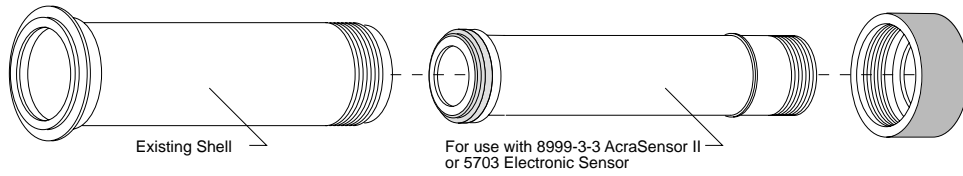


Wizard/Continental/Floe Conversion Adaptors

Manufacturer	Part No.	Length	Retrofit Application	King Sensor
Wizard/Cont./ Floe	5665-1	6-1/4 in.	Insulated Tank or Single Wall Tank	Standard

- Includes: Cap screws

Flush Mount Conversion Adaptors (continued)



Anderson Conversion Adaptors

Manufacturer	Part No.	Length	Retrofit Application	King Sensor
Anderson	5878-1	6-1/4 in.	Short/ Non Insulated	Standard
	5878-2	8-1/2 in.	Standard/Insulated	Long

• Includes: Clamp ring

AcraSensor, AcraSensor II and Electronic Sensor Dimensions

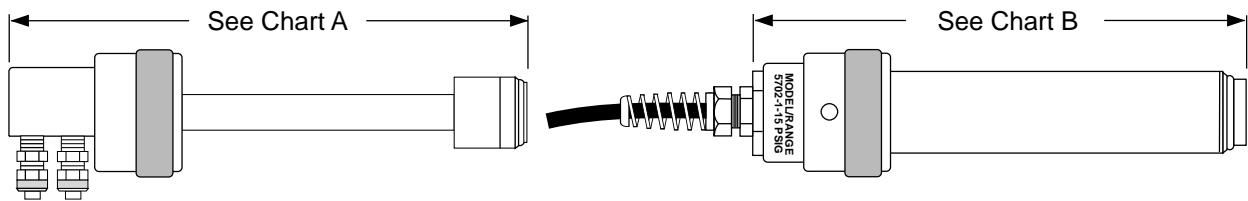


Chart A
AcraSensor & AcraSensor II

Model Number	Length in Inches	Length in mm	
7444-42-3	4	102	short
7444-56-3			
8999-1-3			
7444-22-3	8-3/8	213	standard
7444-57-3			
8999-2-3			
7444-23-3	10-5/8	270	long
7444-58-3			
8999-3-3			

Chart B
Electronic Sensor

Model Number	Length in Inches	Length in mm	
5702-1-xx-x-1-00	7-5/8	194	standard
5702-2-xx-x-1-00	9-1/8	232	
5703-1-xx-x-1-00	9-57/64	251	long
5703-2-xx-x-1-00	11-1/2	292	



Box 1228, Ann Arbor, Michigan 48106-1228 U.S.A.
Phone: (734) 662-5691 • FAX: (734) 662-6652

© King-Gage and the KE emblem are registered trademarks of
King Engineering Corporation, Ann Arbor, Michigan, U.S.A.

Specifications are subject to change without notice.

© 1994, 2001 King Engineering Corporation, all rights reserved.