

# Service Parts & Dimensions – 1020-1.10

Effective: June 2002 (replaces July, 1996)

## Model 860 Sensor Control

### Part Number Reference:

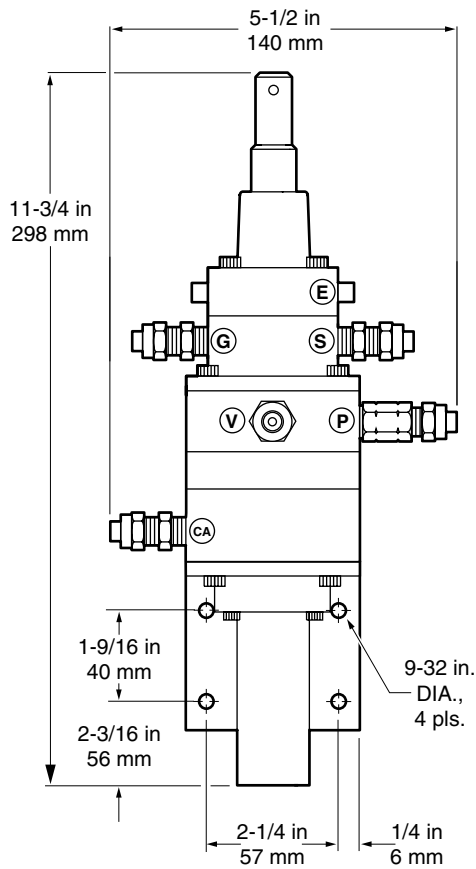
860 -  9  8

Adjustable Pressure Limit:  
 3 - range 25" to 650"  
 4 - range 650" to 1,750"  
 5 - not applicable

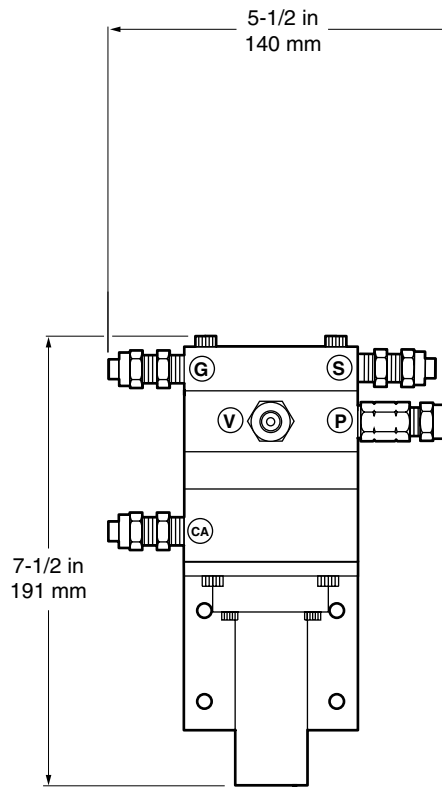
Fittings:  
 1 - none  
 3 - Polyflo  
 4 - Hi Duty

### Fitting Reference:

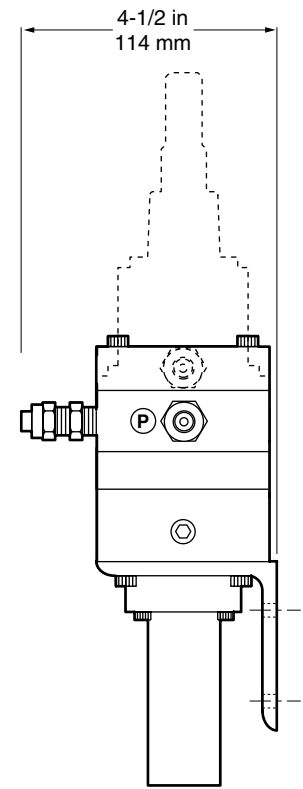
P ..... Air Purge  
 G ..... Pneumatic Output  
 CA ..... Compressed Air  
 S ..... Signal Pressure  
 E ..... Equalizer Reference  
 V ..... Vent



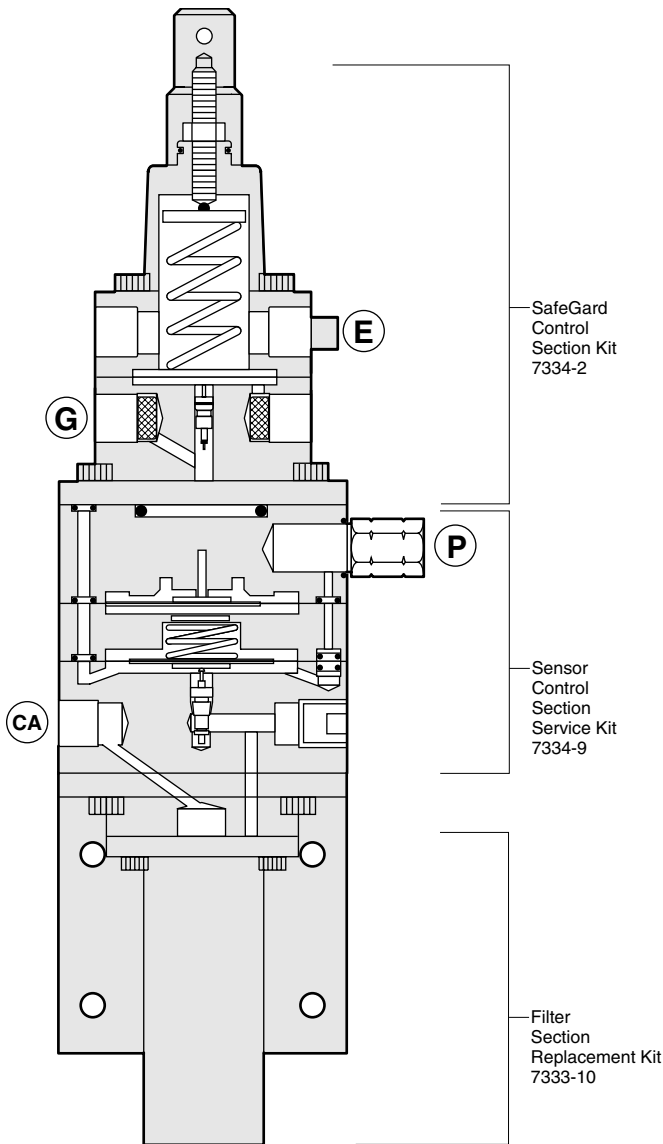
Front View  
w/ SafeGuard



Front View  
w/o SafeGuard



Right Side View



**SafeGard Section Service Kit 7334-2**

Description	Part No.	Qty.
Replacement Valve Kit .....	3257-10 .....	1
Diaphragm .....	4506-3 .....	1
O-Ring (large) .....	6495-407 .....	1
Diaphragm Assy. ....	4508-5 .....	1
O-Ring (small) .....	6495-559 .....	1

**Purge Control Section Service Kit 7334-9**

Description	Part No.	Qty.
Replacement Valve Kit .....	3257-1 .....	1
Orifice Assembly .....	4527-2 .....	1
Diaphragm Assembly .....	4508-6 .....	1
Spring (long) .....	6927-7 .....	1
Diaphragm Assembly .....	4508-7 .....	1
(w/rubber seat)		
Spring (short) .....	6927-6 .....	1
O-Ring .....	6495-559 .....	2

**Filter Section Replacement Kit 7333-10**

Description	Part No.	Qty.
Filter w/ O-Rings .....	7333-10 .....	1

© King-Gage and the KE emblem are registered trademarks of King Engineering Corporation, Ann Arbor, Michigan, U.S.A.

All specifications are subject to change without notice

© 1996 King Engineering Corporation. All rights reserved