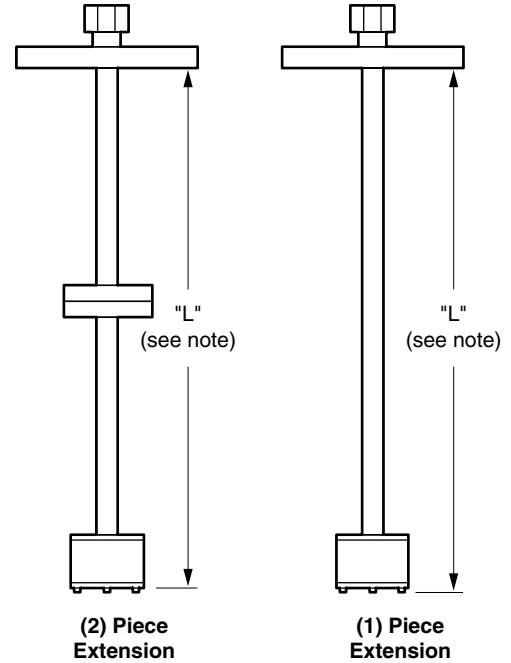
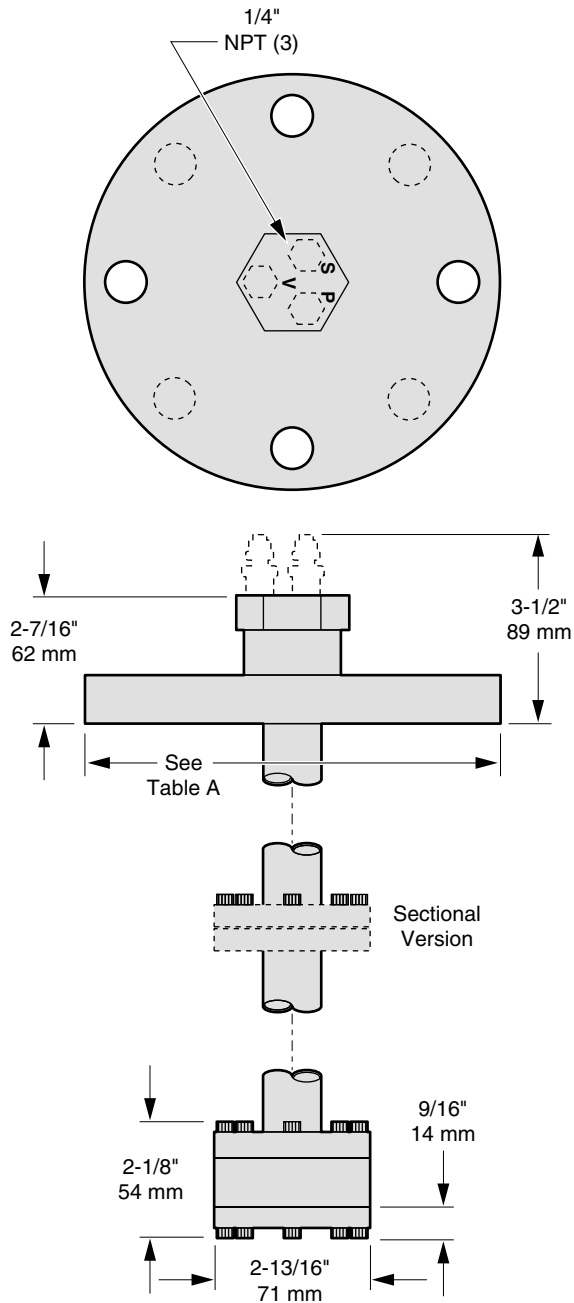


# Service Parts & Dimensions – 1010-23.22

Effective: February, 1998 (November, 1995)

## Internal TeleSensor Diaphragm Unit Top/ Side Mounting - Base No.'s 403 & 404

### Dimensions -



**Note:** This is the distance between mounting surface of flange to end of extension

**Table A -**

Flange Type (pipe size)	Bolt Holes (no. & size)	Diameter (O. D.)
3" 150-lb .....	(4) - 3/4" Dia. ....	7.5"
4" 150-lb .....	(8) - 3/4" Dial. ....	9"

**Service Parts - Base No.'s 403 & 404:**

Item	Description	Part No.	Qty.	Notes
1	O-Ring	1747-7	1	
2	O-Ring	1747-212	1	
3	Hex-Head Screw	3029S-6	24	1
4	O-Ring	1747-11	1	
5	O-Ring	1747-9	1	
6	Teflon Gasket	6438-11	2	1
7	Diaphragm, 316 Stainless	6448-33	1	
	Diaphragm, Tantalum	6448-5	1	
	Diaphragm, Kel-F	6448-4	1	

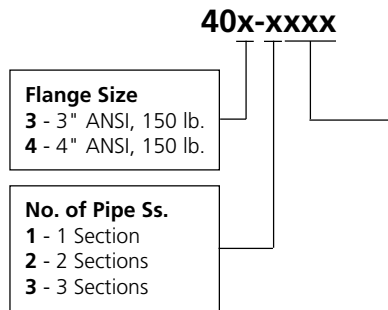
**Reference Documentation -**

- EX-1525-1** ..... Troubleshooting Guide - TeleSensor Systems
- K-1030** ..... Installation Instructions - Internal Mount TeleSensor

**Notes:**

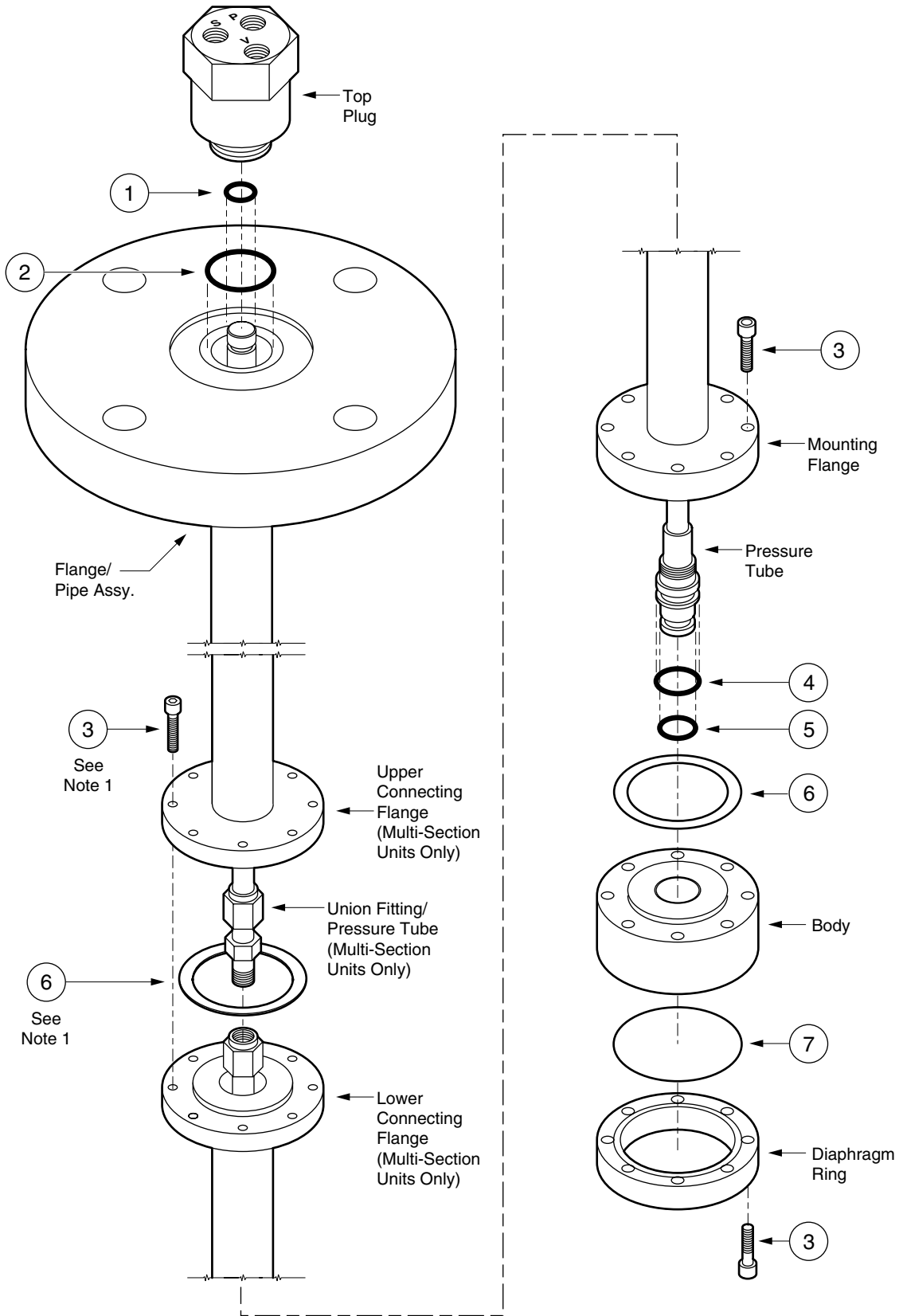
1. Multi-sectional units require (8) screws, item 3 and (1) gasket, item 4 per flange union. Refer to detail view.

**Part Number Key -**



Dash No.	Flange/extension	Diaphragm
<b>11x</b>	carbon steel	316 stainless
<b>12x</b>	carbon steel	tantalum
<b>13x</b>	carbon steel	Kel-F
<b>14x</b>	carbon steel	titanium
<b>21x</b>	304 stainless	316 stainless
<b>22x</b>	304 stainless	tantalum
<b>23x</b>	304 stainless	Kel-F
<b>24x</b>	304 stainless	titanium
<b>31x</b>	316 stainless	316 stainless
<b>32x</b>	316 stainless	tantalum
<b>33x</b>	316 stainless	Kel-F
<b>34x</b>	316 stainless	titanium
<b>41x</b>	304 stainless	316 stainless
<b>42x</b>	304 stainless	tantalum
<b>43x</b>	304 stainless	Kel-F
<b>44x</b>	304 stainless	titanium
<b>51x</b>	316 stainless	316 stainless
<b>52x</b>	316 stainless	tantalum
<b>53x</b>	316 stainless	Kel-F
<b>54x</b>	316 stainless	titanium

**x** - final digit specifies connections. 1 = 1/4 NPT, 3 = 1/4" PolyFlo, 4 = 1/4" Hi Duty



This page intentionally left blank

© King-Gage and the KE emblem are registered trademarks of King Engineering Corporation, Ann Arbor, Michigan, U.S.A.

All specifications are subject to change without notice

© 1995 King Engineering Corporation. All rights reserved